

1

2

3

4

5

H

H

G

G

F

F

E

E

D

D

C

C

B

B

A

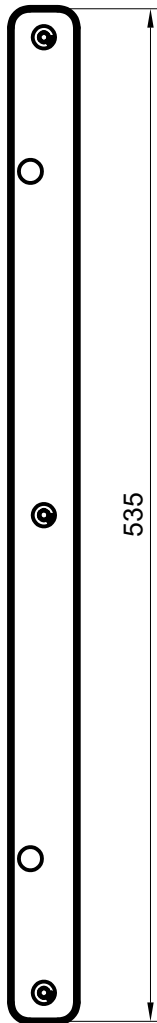
A

35  
[1.4"]

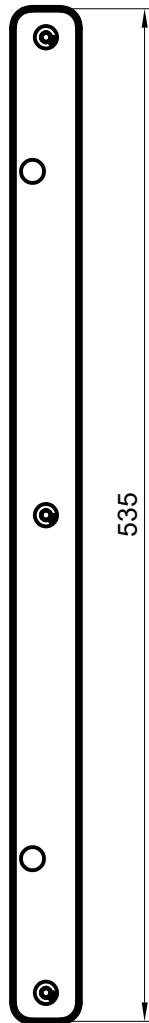
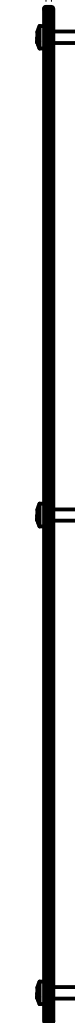
3  
[0.1"]

35  
[1.4"]

3  
[0.1"]



535  
[21.1"]



535  
[21.1"]

3D View



# RIGGING ELEMENT KS21i-ENDLINK



Drawn

By: DAVID.LY  
Date: 2021-12-24

Format:  
A4

Scale:  
1:4

Weight (Kg/lbs):  
1.83 Kg / 4 lb

Dimension:  
mm / inches



Referential axis of symmetry



These drawing are the property of LACOUSTICS. All reproduction, copy or communication is forbidden without written permission.

1

2

3

4

5