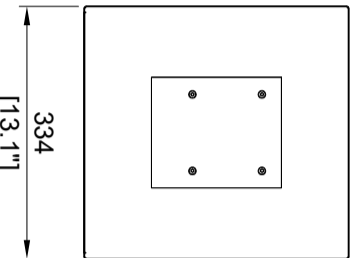

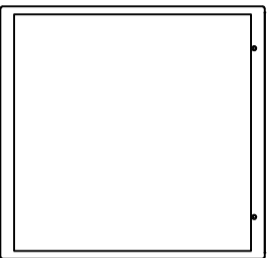



LOUDSPEAKER ENCLOSURE

SYVALLOW

3D View



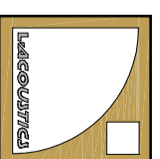
334
[13.1"]

Drawn by: DAVID.LY
 Date: 2017-01-16
 Scale: 1/10 Dim: mm / inches
 Format: A3 Weight (Kg/lbs): 29Kg / 64lbs

Referential axis of symmetry



| Rev. | Date: | Modifications: |
|------|-------|----------------|
| | | |
| | | |
| | | |
| | | |
| | | |
| | | |
| | | |
| | | |
| | | |
| | | |
| | | |
| | | |



13 Rue Levacher CINTRAL
 Parc de la Fontaine de Jouvançe
 91462 MARCOUSSIS CEDEX
 - FRANCE -
 Tel: +33 (0)1 69 63 69 63
 Fax: +33 (0)1 69 63 69 64
 Email: application@l-acoustics.com

These drawings are the property of LACOUSTICS. All reproduction, copy or communication is forbidden without written permission.